



Starting School Reception Class 2025



Monday 9th June 2025

Welcome

Your children are at
the heart of
everything we do.

Who's Who!

Senior Leadership Team

Reception Class staff

Special Needs Coordinator

Admin team

PTA



Get in contact:

All the information is in your new school bookbags.



- Like us on Facebook:
www.facebook.com/ptastjohns/ or
@ptastjohns - Like, share, interact and keep up to date.
- Contact us stjohnsptacoleford@gmail.com or leave your details with the school office.
- Speak to us tonight.



Enabling all to flourish



DGAT's vision is rooted in the scriptures of John 10:10.

This vision is underpinned by the following core principles:

- Authentically Christian
- Boldly passionate about excellence in learning
- Relentlessly driven in our aspiration for everyone

Belonging, Believing, Becoming



Mustard Tree parable
Mark 4 30-32

No such thing as a silly
question!



Lots of information
tonight!

The paperwork

- Read the paperwork collected in your child's Book Bag
- Starting school timetable in the pack
- Fill in and return the green contact details form and bring Birth Certificate to school
- Fill in and return the Tapestry contract form
- Register online for free school meals and free milk on the laptop before you leave tonight
- Complete 'All about Me' paperwork

Staff in Reception



Miss Griffiths
Early Years Lead



Teachers and TA/s
to be confirmed

The importance of Reception

- Holds a unique and important position in education.
- Milestone in a child's life - beginning and an end.
- Parents – end of early education and care, at home and/or across pre-school setting/s, and the start of school.
- School staff - crucial bridge between the Early Years Foundation Stage (birth to 5 years old) and the start of the National Curriculum taught through all subsequent school years.

What to expect,
when!

I am 4 and I am
starting school...

Wakey wakey!

The day has come; your little person is starting school...

- Starting timetable
- Staggered intake
- 1 class of 24
- **Breakfast**
- **Tissues!**



Uniform

PE day TBC– wear kit to school

Uniform:

- Black or grey trousers/skirt/pinafore dress
- White polo shirt/blouse
- St John's bottle green jumper/cardigan
- White socks, black, green or white tights
- Black school shoes – velcro not laces
- Girls green summer dress for summer months
- Boys school shorts for summer months

PE Kit

- Black shorts/skort
- Black hoodie
- Black joggers
- House colour tshirt
- Trainers

Warm waterproof coat everyday

What do I need?

Outdoor Learning/
spare clothes:

Long sleeved top
Long trousers/joggers
Spare pants
Socks
Welly boots

All in a bag, clearly
named
Kept in school

NO bags/back packs please!

Book bag – provided by PTA

Water bottle



NAME EVERYTHING!

Arriving at school

Metal gate at the front of the school



Wait here at the beginning of the day

Arriving at school

School staff will meet the children at the front Entrance/gate

Children encouraged to say a happy goodbye to their parent/carer.



Staff will walk the children around to the classroom

No parents/carers past the gate

Arriving at school

Monday 8th, Tuesday 9th, Wednesday 10th September

Wait in the carpark by main office – school adults to collect children at 8.45am for Group A, 12.30pm Group B

Thursday 11th, Friday 12th September

Wait in the carpark by main office – school adults to collect all children at 8.45am. Pick up 1.15pm after lunch.

Week Beginning Monday 15th September onwards -
through the main gate with rest of the school

Gates open at 8.30am

Classroom Organisation




Transition into the classroom



- Encouraging independence
- Children organising themselves and their belongings.



Daily Mile



What does learning look like in Reception?

- Carpet learning time – direct teaching from adults
- Inside and outside
- Enabling Environment– different learning opportunities in zoned classroom
- Purposeful play and practical learning
- ‘Finding out and Exploring’ - child-initiated play



Our Curriculum

- Considers children's starting points – what they already know, what they should developmentally be able to do next.
- Carefully sequenced – planned and deliberately taught
- Broad and balanced – rich opportunities to **talk**, learn new **vocabulary** and **make links** in their learning.
- Activities and opportunities are designed to be **engaging**
- **Adult interactions** encourage children to build on their **prior knowledge** – move learning forward.
- Opportunities to **revisit prior learning** – rehearse and practice skills and knowledge learnt
- Designed to **prepare** the children for the next stage of learning – **Year 1 and the National Curriculum**

Areas of Learning

Prime Areas of Learning

- Communication and Language
- Personal, Social, Emotional Development
- Physical Development

Specific Areas of Learning

- Literacy
- Mathematics
- Understanding the World
- Expressive Arts and Design

Characteristics of Effective Learning

- children actively participating in the learning process

Social and Emotional Skills

- **Relationships** are key – adult/child, child/child
- Children need to feel safe and valued as individuals
- Focus on developing **independence, confidence, self-belief and resilience**
- **Social interactions** - making needs known in appropriate way, asking for help, engaging in conversation
- Awareness of their own and other's **emotions**- naming emotions, learning how to regulate these in an age-appropriate way
- **Tolerating delay** – turn taking, waiting for needs to be met as part of a class of 24

Behaviour and attitude to learning

- School rules – Safe, Respectful, Ready to Learn
- Learning Behaviours - BRAIN

Brave

Resilient

Articulate

Inquisitive

Never give up



Expectations

- **The Early Learning Goals** – ‘Age related expectations’ at end of Reception year
- **Workshops and Learning Together** sessions throughout the year to share expectations
- Update on **your child’s progress** – Tapestry, Reports, Parent Consultations, informal conversations
- **Additional support when needed** – early intervention is key including any Special Needs and involving other agencies/professionals
- **Support from home is key**

Starting Reception

The definition – skills to practice before starting Reception

New skills take time to learn. Practicing at home will help your child move into school more easily and with confidence.


- New Government produced guidance
- Reasonable expectations for a 4-year-old
- Hand out in book bag – website to visit
- Discuss with your child's nursery/ key person – can my child do these things?

My Learning Journey

- Tapestry
- 'Learning Journey folder
- My Superhero Writing book



The screenshot shows the Tapestry Online Learning Journal login interface. At the top is the Tapestry logo, a colorful grid of squares, followed by the text 'TAPESTRY ONLINE LEARNING JOURNAL'. Below this are two input fields: 'Email address' and 'Password'. A blue 'Log-in' button is positioned below the password field. A link 'Having trouble logging in?' is located below the login button. Further down, there are two sections: 'Need help?' with a 'Tapestry Tutorials' button, and 'New to Tapestry?' with a 'What is Tapestry?' button. At the bottom, a green checkmark icon is followed by the text 'Tapestry is GDPR ready' and a 'More Info' button. The entire page is set against a background of green grass.



Snack time

- Water
- Milk – free until 5, paid after 5th birthday
- Fruit/vegetable choices daily

**No need to provide
snack from home**



Register for milk tonight!

Lunch time

Stay for
lunch from
Thursday 11th
September

- Top tip – school dinners!
- Menu in pack
- Parents to order food on Arbor parent app
- Teacher feedback about dinner time – trust us!



Tooth Brushing

Big Brush
Club



Home time

- Encourage independence – children organising themselves – just book bag and water bottle (coat/ hat according to weather)
- Children to be brought to main gate by school adult to be dismissed to parent/carer
- Organised to reduce congestion and ensure children's safety
- Member of senior leadership team always on the gate

Home time

Monday 8th, Tuesday 9th, Wednesday 10th September

Children to exit through main office at 11.30am

Group A and 3pm Group B – parents wait in carpark

Thursday 11th and Friday 12th September

ALL Children exit through main office at 1.15pm after lunch – parents wait in main carpark

Week Beginning Monday 15th September onwards -
through the main gate

- Reception non-siblings – 3.10pm
- Siblings 3.15pm

Attendance

Everybody on time and in school every day.
Every body counts. Every moment counts...

- We want the best for our children, we would like to work with you to achieve 100% attendance.
- Young children's brains develop rapidly, which is why poor attendance quickly affects your child's progress.
- Illnesses – 'Should I keep my child off school' guidance

Social

Wellbeing

Academic progress

Top tips

“Trust the teacher!”

“Leave plenty of time to get to school, don’t rush your child.”

“Big kiss and cuddle before going into school.”

“Just remind them you will be there to pick them up.”

“Talk to your child on the way to school. Reassuring them school is fun!”

“Do not be afraid to walk away from your child if they are upset, they will calm down.”


“They are in safe hands and will be given the attention they need.”

What did you do at school
today?

“Nothing!”

“I was all on my own, no one
played with me!”

“Just played!”



Help!

Arbor Parent App

St John's C of E Academy
Facebook page

St John's C of E Academy
PTA Facebook

- Points of contact
- When is best
- Social media – come direct to us instead
- Comparing your child!

Staff are real people with real feelings,
and we want to get this right!

Every moment counts!

- One shot at Reception year
- Hard work
- High expectations for and of all children
- Need your involvement

End of Early Years journey –
let's get it right!

What next?

- Sign up/register for FSM and Cool Milk tonight
- Return Green Form and other forms – signed
- Birth certificate to be photocopied
- Book home visit
- Complete Medical paperwork
- Attend Stay and Play sessions – parent and child

Thursday 3rd, Tuesday 8th and Tuesday 15th
July 3.30-4.15pm